

PMEX UPDATE (Evening)

Commodities	Signal	Entry	Stop loss	Target 1	Target 2
Crude Oil - WTI	BUY	105.30	103.96	106.64	107.47
Gold	BUY	1,988.00	1,977.00	1,999.00	2,015.00
Silver	BUY	26.032	25.65	26.418	27.091
Platinum	BUY	1,000.00	985.00	1,015.00	1,030.00
Copper	BUY	4.743	4.709	4.777	4.816
Natural Gas	BUY	7.325	7.043	7.607	7.715

Indices	Signal	Entry	Stop loss	Target 1	Target 2
Dow Jones	BUY	34,115.00	33,843.00	34,387.00	34,525.00
S&P 500	BUY	4,336.00	4,284.00	4,388.00	4,411.00
NASDAQ 100	BUY	13,700.00	13,520.00	13,880.00	14,000.00

Currencies	Signal	Entry	Stop loss	Target 1	Target 2
USD-JPY	BUY	126.250	125.700	126.800	127.300
EUR-USD	SELL	1.0811	1.0842	1.0780	1.0747
GBP-USD	SELL	1.3045	1.3090	1.3000	1.2974

Minimum Lot	Total Price	Margin	Investment	Profit 1	Return 1	Profit 2	Return 2
10 Barrel	192,699	3.48%	6,700	2,343	34.98%	3,862	57.65%
1 Ounce	363,804	3.00%	10,900	1,850	16.97%	4,778	43.83%
10 Ounce	47,639	7.14%	3,400	652	19.18%	1,884	55.40%
5 Ounce	915,000	5.16%	47,200	13,317	28.21%	27,042	57.29%
1000 Pounds	867,914	3.39%	29,400	5,932	20.18%	13,160	44.76%
1000 MMBTU	1,340,475	4.27%	57,300	51,198	89.35%	70,962	123.84%

Minimum Lot	Total Price	Margin	Investment	Profit 1	Return 1	Profit 2	Return 2
Index Level	6,243,045	2.36%	147,200	49,123	33.37%	74,377	50.53%
Index Level	793,488	2.46%	19,500	9,434	48.38%	13,643	69.97%
Index Level	2,507,100	3.14%	78,600	32,777	41.70%	54,737	69.64%

Minimum Lot	Total Price	Margin	Investment	Profit 1	Return 1	Profit 2	Return 2
10,000 Units	1,893,750	0.82%	15,600	8,375	53.69%	15,875	101.76%
10,000 Units	1,978,413	0.95%	18,800	5,798	30.84%	11,837	62.96%
10,000 Units	2,387,235	1.14%	27,300	8,360	30.62%	13,118	48.05%

Major Headlines

Oil prices rise on supply concerns as Ukraine crisis deepens

Oil prices rose on Monday as concerns grew about tighter global supply, with the deepening crisis in Ukraine raising the prospect of heavier sanctions by the West on top exporter Russia. Brent futures were up \$1.50, or 1.3%, at \$113.20 a barrel at 0030 GMT, and U.S. West Texas Intermediate futures rose 98 cents, or 0.9%, to \$107.93 a barrel. Ahead of Easter weekend holidays, both contracts gained more [see more...](#)

Gold Steady as Investors Weigh Fed Comments, Inflation Risks

Gold was steady as traders assessed comments from the Federal Reserve on its monetary-policy tightening trajectory ahead of the release of U.S. inflation data later Tuesday. Bullion is being buoyed by demand for inflation hedges and haven assets amid [see more...](#)

Dow Jones Futures Fall As Market Rally Weakens; Tesla Shanghai Reopening

Dow Jones futures fell Sunday night, along with S&P 500 futures and especially Nasdaq futures. Tesla and CEO Elon Musk's Twitter bid are in focus. The stock market rally suffered further losses last week, with the Nasdaq leading declines as Treasury yields continue to soar. What's your game plan for the coming week? Be cautious about [see more...](#)

USD/JPY bulls in charge and eye 127 the figure for the days ahead

USD/JPY is higher by 0.24% on the session during holiday thin market conditions and has travelled between a low of 126.32 and a high of 126.73 so far. The US dollar rose to a two-decade peak against the yen last week as more hawkish comments from Federal Reserve officials reinforced expectations [see more...](#)

EUR/USD Price Analysis: Bears in control, but weekly M-formation is menacing

The euro is bobbing along the bottom of the bear cycle range and likely has more to go to the downside in order to mitigate the imbalance left behind from the March 2020 rally down in the 106 areas. The following illustrates this from a daily and 4-hour perspective, albeit the caveat comes in the weekly chart [see more...](#)

GBP/USD is consolidating in a narrow range of 1.3040-1.074 The GBP/USD pair is auctioning in a narrow range of 1.3040-1.3074 and is expected to remain lackluster amid Easter Monday. The cable will be addressed by thin volumes and narrow ticks amid a holiday-truncated week. Earlier, the cable posted a firmer rebound after hitting a yearly low of 1.2972 on Wednesday. [see more...](#)

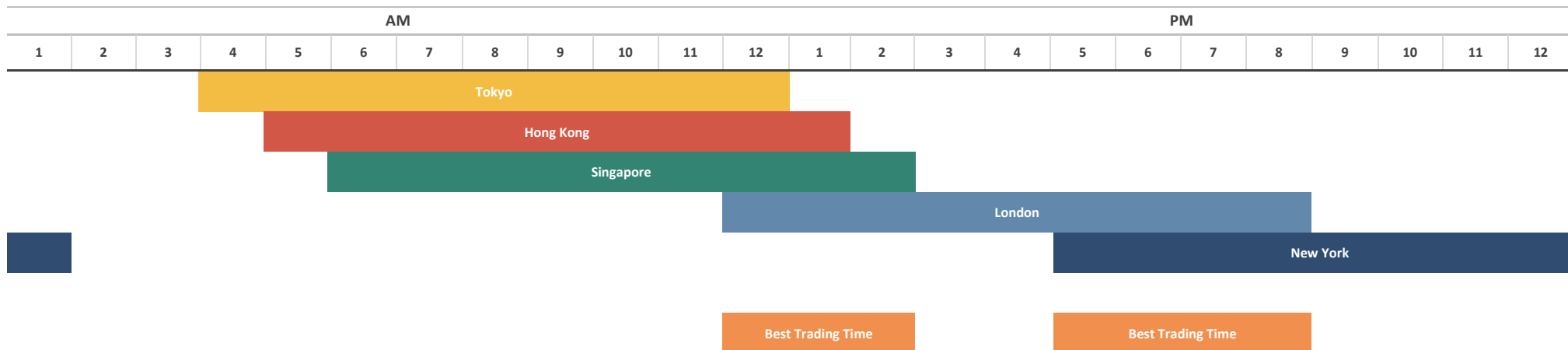
ECONOMIC CALENDAR

Event	Dates	Time	Currency	Importance	Actual	Forecast	Previous
United Kingdom - Easter	18-Apr-22	All Day		Holiday		5.40%	4.80%
Germany - Easter	18-Apr-22	All Day		Holiday			
Switzerland - Easter	18-Apr-22	All Day		Holiday			
Italy - Easter	18-Apr-22	All Day		Holiday			
France - Easter	18-Apr-22	All Day		Holiday			
Spain - Easter	18-Apr-22	All Day		Holiday			
Australia - Easter	18-Apr-22	All Day		Holiday			
Hong Kong - Easter	18-Apr-22	All Day		Holiday			
New Zealand - Easter	18-Apr-22	All Day		Holiday			
South Africa - Family Day	18-Apr-22	All Day		Holiday			
GDP (YoY) (Q1)	18-Apr-22	7:00:00 AM	CNY	High Volatility	4.80%	4.40%	4.00%
Industrial Production (YoY) (Mar)	18-Apr-22	7:00:00 AM	CNY	High Volatility	5.00%	0.045	7.50%

Source: Investing.com

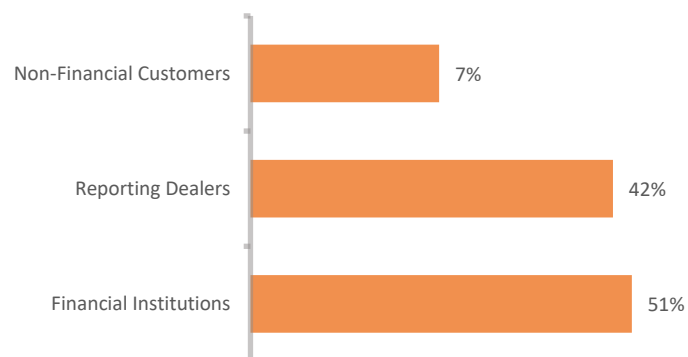
FOREX MARKET'S STATISTICS

Forex Market Hours

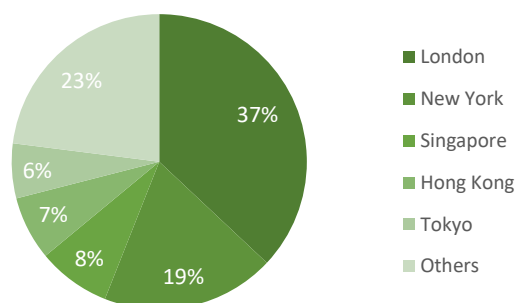


Note: This chart shows the normal forex trading times of all the major forex trading centers across the globe in Pakistan Standard Time.

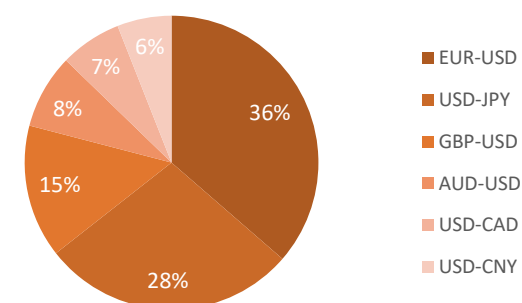
Forex Turnover by Counterparty



Markets' Share in Total Forex Turnover



Most Traded Currency Pairs



Sources: ACPL Research, Forexmarkethours, Dailyfx, Ig

DISCLAIMER

This report has been prepared by Abbasi and Company (Private) Limited and is provided for information purposes only. Abbasi and Company (Private) Limited (ACPL) is engaged in brokerage business of commodities futures in Pakistan and to provide the trading/ execution facility on Pakistan Mercantile Exchange (PMEX). There is risk of loss in trading in derivatives (futures). The author, directors and other employees of Abbasi and Company (Private) Limited and its affiliates cannot be held responsible for any loss in trading. Futures; futures on margin carries a high level of risk and may not be suitable for all investors. The high degree of leverage can work against the investor/ traders. Before deciding to invest in Commodity derivatives, you should carefully consider your investment objectives, level of experience, and risk appetite. The possibility exists that you could sustain a loss of some or all of your initial investment and therefore you should not invest money that you cannot afford to lose. You should be aware of all the risks associated with futures trading in commodities and other financial products. We take no responsibility for any loss made in investment on any instruments through us. In any event Abbasi and Company (Private) Limited, its affiliates, agents will not be liable to anyone for any decision made or action taken for investment/ trading. Abbasi and Company (Private) Limited, its affiliates, directors and employees cannot be held responsible for any loss in trading due to any problem in connectivity; failure of system; technical problem in the software or any other reason whatever.

All the reports/ recommendations/ trading calls/ opinions are advisory in nature and contains the opinions of the author, which are not to be construed as investment advices. The author, directors and other employees of Abbasi and Company (Private) Limited and its affiliates cannot be held responsible for the accuracy of the information presented herein or for the results of the positions taken based on the opinions expressed in the reports/ views from Abbasi and Company (Private) Limited. All the views/ recommendations/ trading calls and opinions are based on the information, which are believed to be accurate and no assurance can be given for the accuracy of these information.

Derivatives trading involve substantial risk. The valuation of the underlying may fluctuate, and as a result, clients may lose their entire original investment. In no event should the content of this research report be construed as an express or an implied promise, guarantee or implication by, or from, Abbasi and Company (Private) Limited that you will profit or that losses can, or will be, limited in any manner whatsoever. Past results are no indication of future performance. The information provided in this report is intended solely for informative purposes and is obtained from sources believed to be reliable. Information is in no way guaranteed. No guarantee of any kind is implied or possible where projections of future conditions are attempted. Investments in securities market are subject to market risks, read all the related documents carefully before investing.

All rights reserved by Abbasi and Company (Private) Limited. This report or any portion hereof may not be reproduced, distributed, or published by any person for any purpose whatsoever. Nor can it be sent to a third party without prior consent of Abbasi and Company (Private) Limited. Action could be taken for unauthorized reproduction, distribution, or publication.

The research analyst, primarily involved in the preparation of this report, certifies that (1) the views expressed in this report accurately reflect his/her personal views about the subject commodity/index /currency pair and (2) no part of his/her compensation was, is or will be directly or indirectly related to the specific recommendations or views expressed in this report.

DISCLOSURE

Following exchange rates are used to convert investment and profit values:

- USD/PKR: 183
- JPY/PKR: 1.5

To arrive at our Target Price, Abbasi & Company (Private) Limited uses following methods:

- Technical Analysis
- Fundamental Analysis

Furthermore, profit and returns are inclusive of all expenses including PMEX Fee, ACPL Fee & Sales Tax

RESEARCH DISSEMINATION POLICY

Abbasi & Company (Private) Limited endeavors to make all reasonable efforts to disseminate research to all eligible clients in a timely manner through either physical or electronic distribution such as email, fax mail etc. Nevertheless, all clients may not receive the material at the same time.

PREPARED BY

Muhammad Ahmed
Phone: (+92) 42 38302028
Ext: 118
Email: mahmed@abbasiandcompany.com

RESEARCH DEPARTMENT

6 - Shadman, Lahore
Phone: (+92) 42 38302028; Ext: 116, 117
Email: research@abbasiandcompany.com
web: www.abbasiandcompany.com

HEAD OFFICE

6 - Shadman, Lahore
Phone: (+92) 42 38302028
Email: support@abbasiandcompany.com
web: www.abbasiandcompany.com

BRANCH OFFICE

42 - Mall Road, Lahore
Phone: (+92) 42 38302028 - 37320707
Email: support@abbasiandcompany.com
web: www.abbasiandcompany.com